

Half yearly Impact Report

Fund impact as of June 2016

unitus[®]
seed fund

Unitus Seed Fund creates and measures impact across three broad categories -

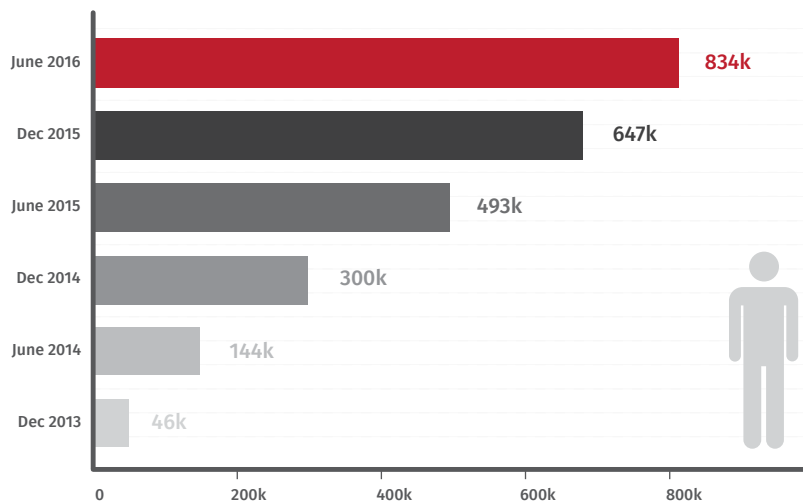
Social Impact, Financial Impact and Ecosystem Impact.

Metrics are developed to ensure they are collaborative and adaptive to every stage of a company (from early to growth).

Portfolio Impact Overview

A. Social Impact

Graph depicts cumulative fund level impact



834,790 Lives directly impacted

17.8x growth since Dec 2013

30% increase in the last half year

1,496 employees

82% of them are BoP

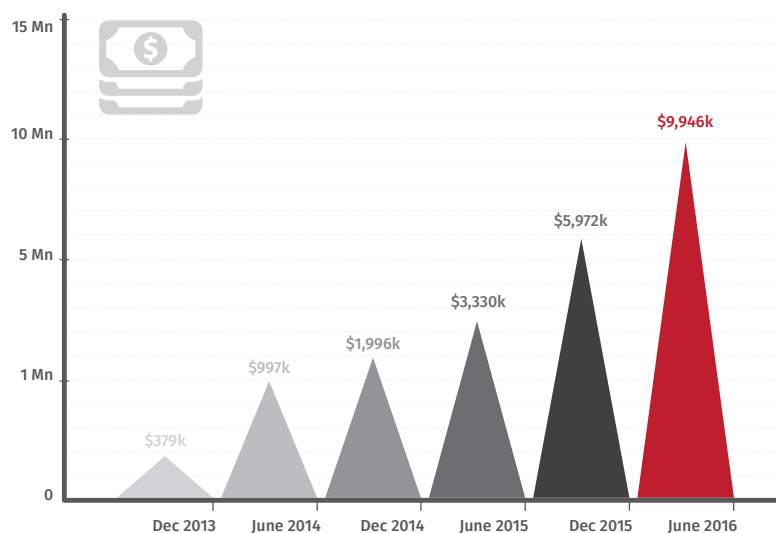
1.4x growth in the last half year

1. Data cleaned and aggregated from 18 portfolio companies as of June 2016.

2. Lives directly impacted includes patients, students, drivers and others. The IRIS metric used is "PI7098 Client Individuals: Low Income." It is the number of unique low income individuals who were clients of the organization during the reporting period. More detail provided upon request

B. Financial Impact

Graph depicts cumulative fund level revenue generated



\$9,946,361 revenue generated

26.2x growth since Dec 2013

66.5% increase in the last half year

3.13X additional capital

raised as a multiple of Unitus investment

C. Ecosystem Impact



86+

Advisors on-board

30 new in the last 2 years



24+

Strategic partners

8 new in the last 2 years

1. Employees include full and part-time paid staff of portfolio companies.

2. Advisors include board members, venture advisors and voluntary members.

3. Strategic partners include non-financial relationships that help scale. e.g., trade associations, governmental agencies, etc.

Half yearly Impact Report

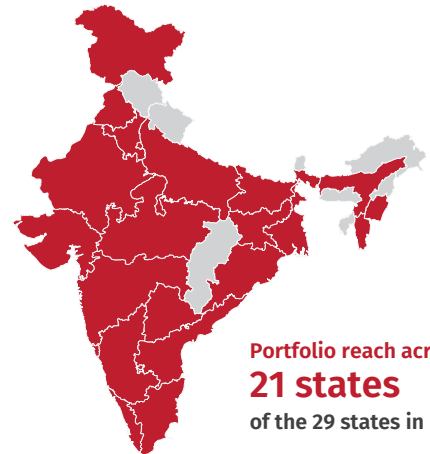
Fund impact as of June 2016

unitus
seed fund

Sector Impact Overview



- Education (5)
- Mobile & Consumer (5)
- Retail & E-commerce (2)
- Healthcare (4)
- Financial Technology (1)
- Agriculture (1)



States touched include Andhra Pradesh, Assam, Bihar, Gujarat, Haryana, Jammu & Kashmir, Jharkhand, Karnataka, Kerala, Madhya Pradesh, Maharashtra, Manipur, Mizoram, New Delhi, Odisha, Punjab, Rajasthan, Tamil Nadu, Telangana, Uttar Pradesh, West Bengal.

A. Social Impact

	Education	Healthcare	Retail & E-commerce	Mobile & Consumer	Financial Technology	Agriculture
Portfolio companies	5	4	2	5	1	1
BoP lives touched	36,049	92,006	359,703	62,127	282,675	2,000
Employees	956	133	88	269	40	10
States touched	14	18	11	4	20	1

B. Financial Impact

Graph depicts cumulative sector level revenue generated

