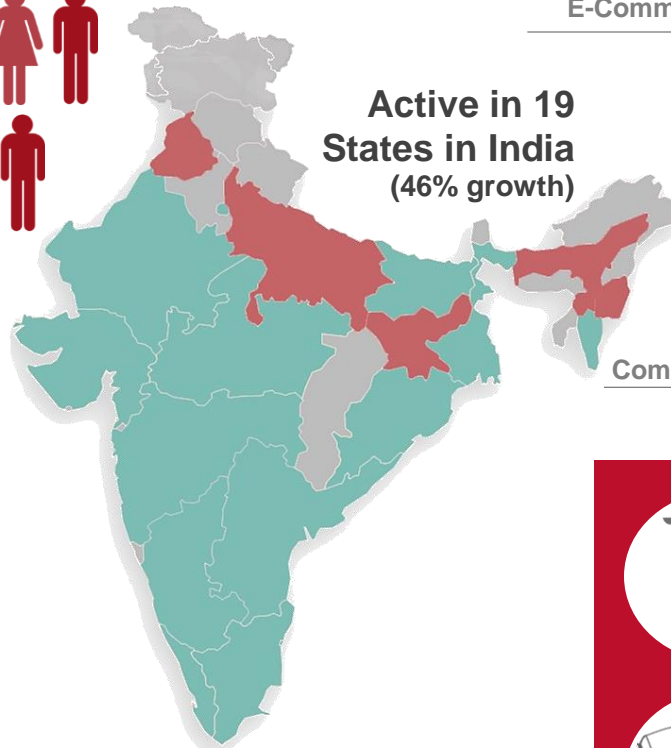



198,100 BoP Lives Touched

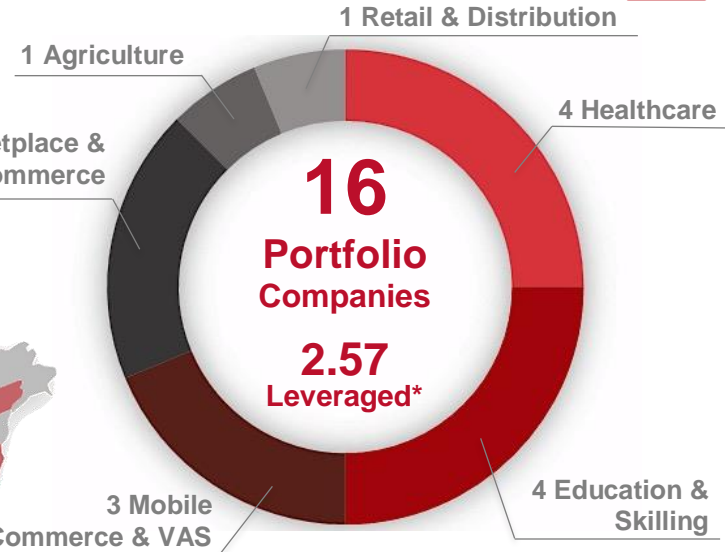
4x growth 2013 to 2014 (9,905 lives per avatar)



**Employment Opportunities
Generated**

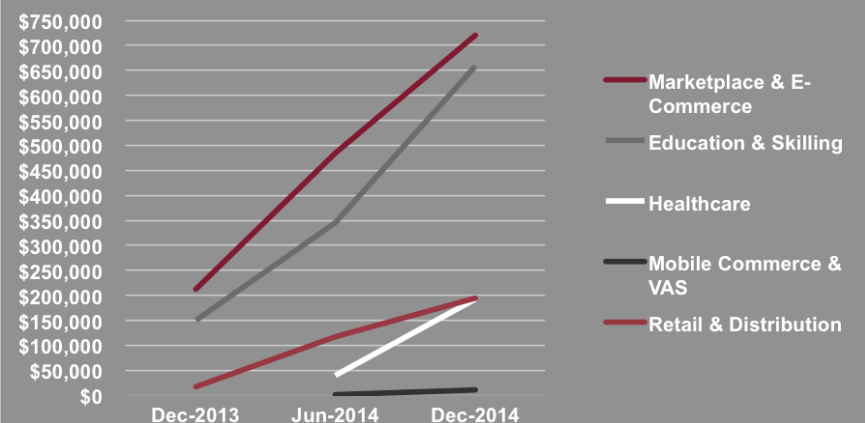
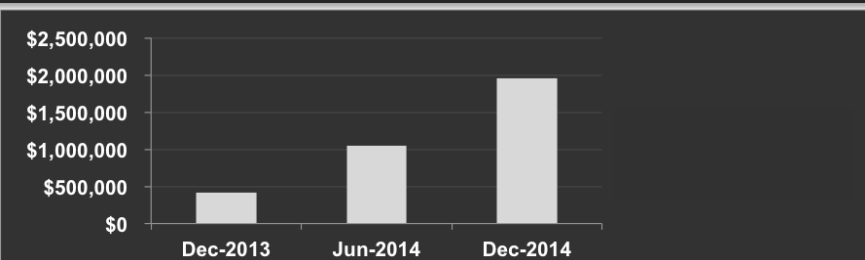


Active in 19
States in India
(46% growth)



*Additional capital raised as a multiple of Unitus investment

Cumulative Portfolio Revenue



**56 Advisors
On-Boarded**



**16
Strategically
Engaged
Partners**



HEALTHCARE

76,598 BoP patients in 7 States

- >500% growth from 2013
- 32,937 health issues detected
- 391% revenue growth July - Dec 14



EDUCATION & SKILLING

13,736 BoP students in 3 States

- 113% growth from 2013
- 195 centres; Performance rate: 77%
- 85% revenue growth July - Dec14



MARKETPLACE & E-COMMERCE

154,811 BoP suppliers from 15 States

- >500% growth from 2013
- 17,961 transactions
- 340% revenue growth July-Dec14



MOBILE COMMERCE & VALUE ADDED SERVICES (VAS)

11,210 BoP service providers

- 158% growth from July-Dec14
- >500% revenue growth July - Dec14



RETAIL & DISTRIBUTION

1,461 BoP suppliers in 11 States

- 89% growth from 2013
- >500% revenue growth from 2013

Data has been aggregated from 13 portfolio cos.